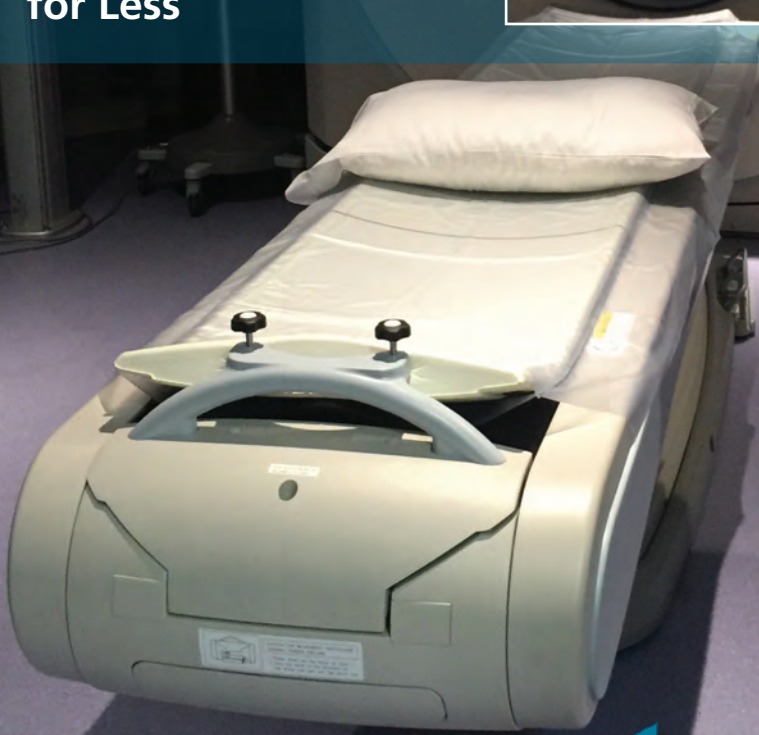



**Urology of Central
Pennsylvania is
Proud to Offer
Patients Computed
Tomography (CT)
for Less**



UCPA
UROLOGY
OF CENTRAL PA, INC.



CT scanners target specific areas of your body to detect and diagnose urological and other medical issues, producing detailed images of your

“...our physicians are able to obtain the highest quality scans using the least possible doses, which helps improve patient safety.”

UCPA's state-of-the-art computed tomography (CT) scanner, accredited by the American College of Radiology, helps improve patient outcomes by tailoring exams to their individual needs. Using contrast dose and radiation reduction techniques, our physicians are able to obtain the highest quality scans using the least possible doses, which contributes to improved patient safety. UCPA's advanced technology allows high resolution CT images to be viewed by medical experts throughout the practice, while also making them available to referring providers who wish to schedule lower-cost CT scans for their patients.

body. In some cases, intravenous or oral contrast (dye) may be used to enhance the images. For urology patients, more targeted CT Urograms scan the urinary system to evaluate the kidneys, ureters and bladder. Frequently used to follow kidney stone treatments and cancers of the urinary tract, CT Urograms can reveal blockages, anomalies or scar tissue previously undetected using alternative imaging methods.

What's the cost?

Patients undergoing CT exams may benefit from significant savings by having their CT exam performed at UCPA. While actual costs will depend on the type of testing performed, the chart on the back outlines recent pricing for CT exams from major providers in comparison to the cost at UCPA. Note that our UCPA price includes the professional read, an item which is charged separately at other institutions and can cost approximately \$300. CT exams are interpreted by Quantum Imaging and Therapeutic Associates. Patients should check with their specific insurance plan prior to scheduling an appointment to verify coverage and any impact these tests may have on future rates.


What does a CT scanner look like and how does it work?

A CT scanner resembles a large, doughnut-shaped machine attached to an examination table. While lying down, face up on the examination table, the doughnut rotates around the patient. The experience is not claustrophobic and takes just a few minutes.


CONVENIENT

COST EFFECTIVE

ENHANCED QUALITY TECHNOLOGY

CHOICE	A	B	C
Name		Hershey Medical Center CT Facilities	Holy Spirit Hospital CT Facilities
Location	100 Corporate Center Drive Camp Hill, PA 17011	500 University Drive Hershey, PA 17033	503 N 21st Street Camp Hill, PA 17011
Phone	(717) 724-0380	(717) 531-8521	(717) 763-3730
Accreditation	ACR	ACR	ACR
Staff Rating 1=cold 5=warm	5	5	5
Website	www.urologycp.com	www.pennstatehershey.org	www.hsh.org
Estimated Cost	\$311 <i>Includes Reading Fee</i>	\$463 + Reading Fee	\$477 + Reading Fee
CHOICE	D	E	
Name	Tristan Associates	Pinnacle Health Hospital Facilities	
Location	2808 Old Post Road Harrisburg, PA 17101	111 S Front Street, # 4 Harrisburg, PA 17110	
Phone	(717) 901-6800	(717) 782-3131	
Accreditation	ACR	ACR	
Staff Rating 1=cold 5=warm	5	5	
Website	www.tristans.com	www.pinnaclehealth.org	
Estimated Cost	\$487 + Reading Fee	\$487 + Reading Fee	

**Call 717-724-0380 to schedule a CT exam
or fax order to 717-724-0384.**



100 Corporate Center Drive, Suite 100
Camp Hill, PA 17011
(717) 724-0380 www.urologycp.com